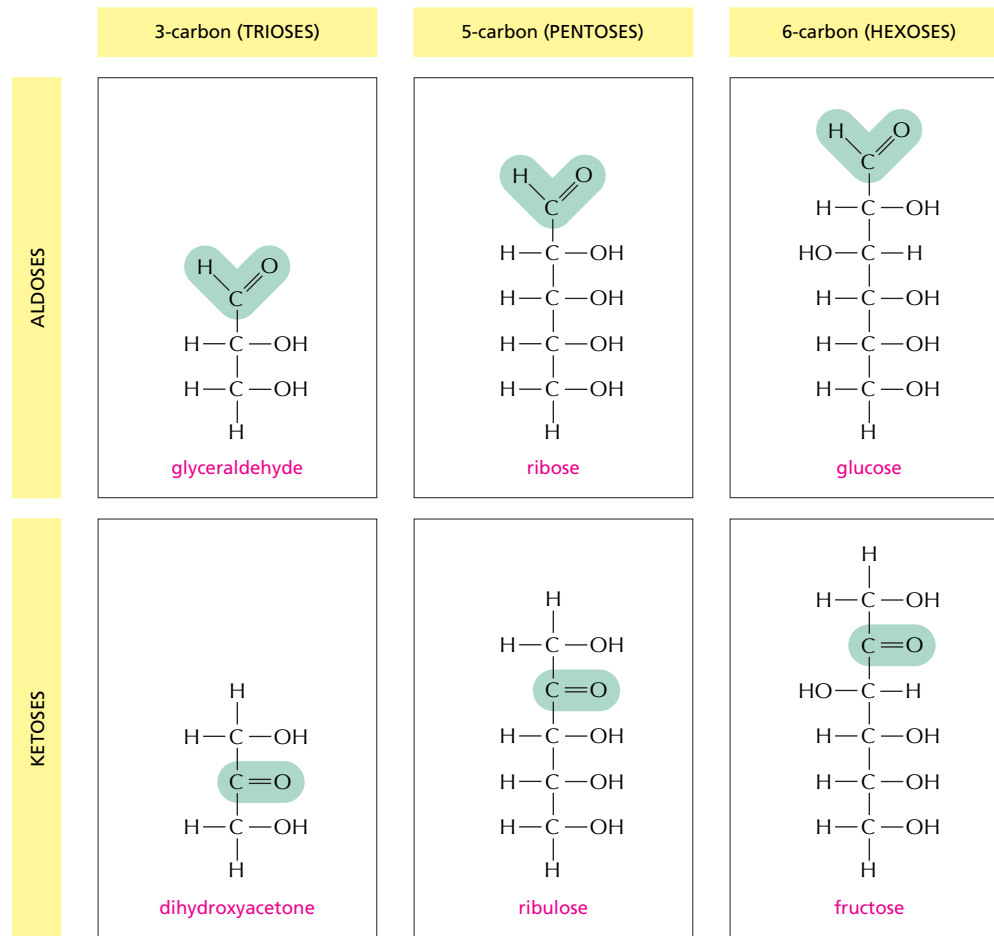


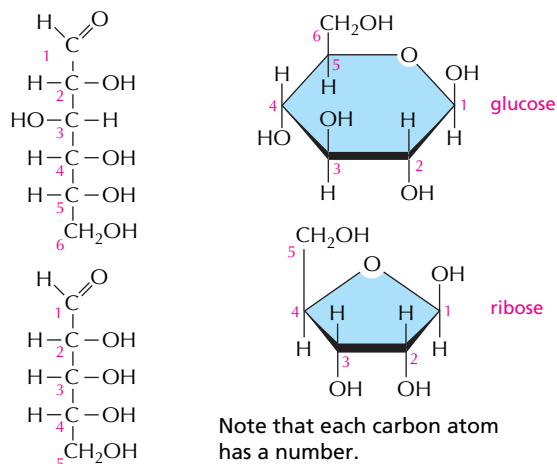
MONOSACCHARIDES

Monosaccharides usually have the general formula $(\text{CH}_2\text{O})_n$, where n can be 3, 4, 5, 6, 7, or 8, and have two or more hydroxyl groups. They either contain an aldehyde group ($-\text{C}(=\text{O})\text{H}$) and are called aldoses or a ketone group ($>\text{C}=\text{O}$) and are called ketoses.



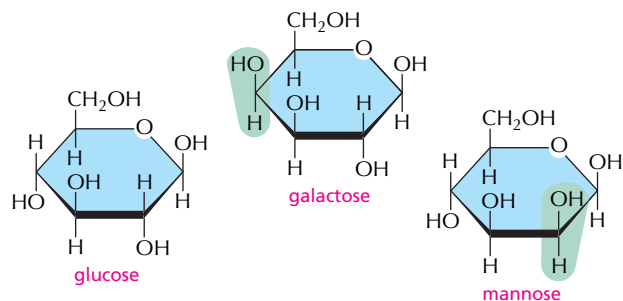
RING FORMATION

In aqueous solution, the aldehyde or ketone group of a sugar molecule tends to react with a hydroxyl group of the same molecule, thereby closing the molecule into a ring.



ISOMERS

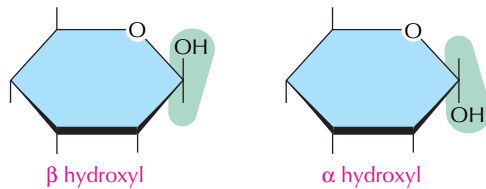
Many monosaccharides differ only in the spatial arrangement of atoms—that is, they are **isomers**. For example, glucose, galactose, and mannose have the same formula ($\text{C}_6\text{H}_{12}\text{O}_6$) but differ in the arrangement of groups around one or two carbon atoms.



These small differences make only minor changes in the chemical properties of the sugars. But they are recognized by enzymes and other proteins and therefore can have important biological effects.

α AND β LINKS

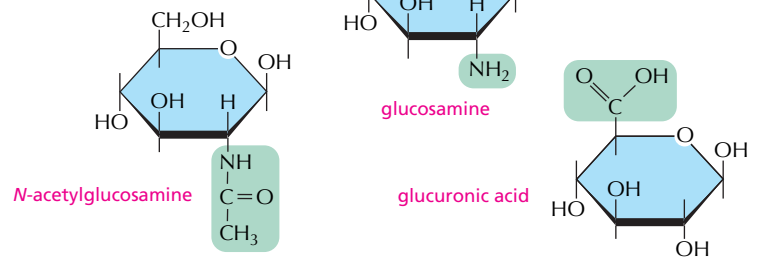
The hydroxyl group on the carbon that carries the aldehyde or ketone can rapidly change from one position to the other. These two positions are called α and β.



As soon as one sugar is linked to another, the α or β form is frozen.

SUGAR DERIVATIVES

The hydroxyl groups of a simple monosaccharide can be replaced by other groups. For example,

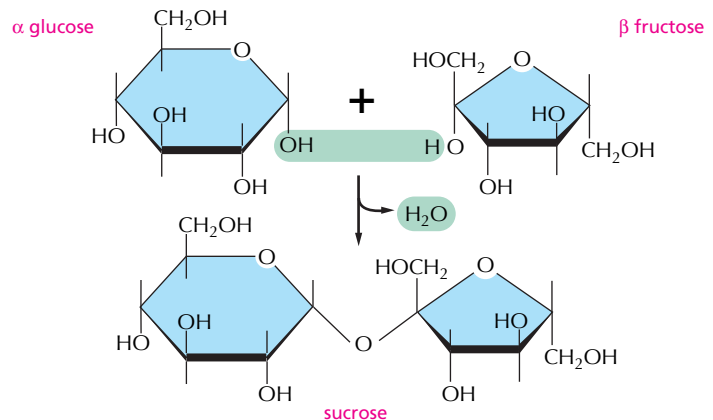
**DISACCHARIDES**

The carbon that carries the aldehyde or the ketone can react with any hydroxyl group on a second sugar molecule to form a **disaccharide**. The linkage is called a glycosidic bond.

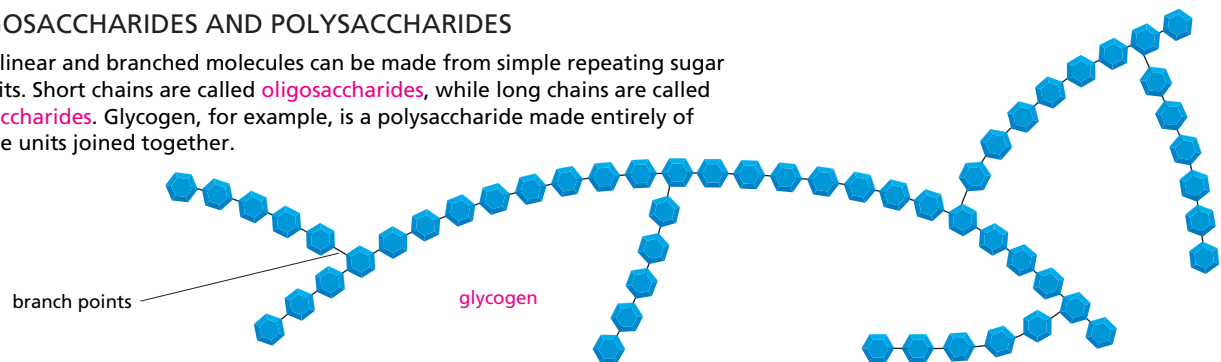
Three common disaccharides are

- maltose (glucose + glucose)
- lactose (galactose + glucose)
- sucrose (glucose + fructose)

The reaction forming sucrose is shown here.

**OLIGOSACCHARIDES AND POLYSACCHARIDES**

Large linear and branched molecules can be made from simple repeating sugar subunits. Short chains are called **oligosaccharides**, while long chains are called **polysaccharides**. Glycogen, for example, is a polysaccharide made entirely of glucose units joined together.

**COMPLEX OLIGOSACCHARIDES**

In many cases a sugar sequence is nonrepetitive. Many different molecules are possible. Such complex oligosaccharides are usually linked to proteins or to lipids, as is this oligosaccharide, which is part of a cell-surface molecule that defines a particular blood group.

