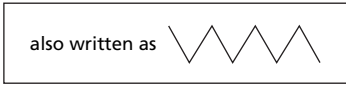
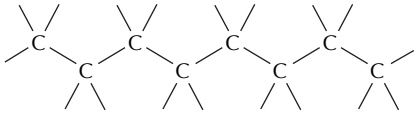
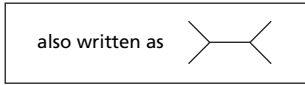
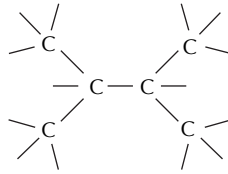


### CARBON SKELETONS

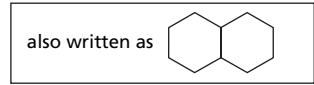
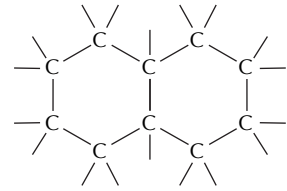
Carbon has a unique role in the cell because of its ability to form strong covalent bonds with other carbon atoms. Thus carbon atoms can join to form chains.



or branched trees



or rings



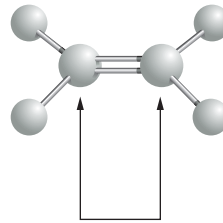
### COVALENT BONDS

A covalent bond forms when two atoms come very close together and share one or more of their electrons. In a single bond one electron from each of the two atoms is shared; in a double bond a total of four electrons are shared.

Each atom forms a fixed number of covalent bonds in a defined spatial arrangement. For example, carbon forms four single bonds arranged tetrahedrally, whereas nitrogen forms three single bonds and oxygen forms two single bonds arranged as shown below.



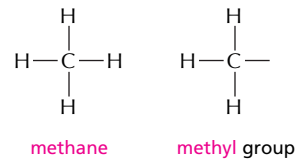
Double bonds exist and have a different spatial arrangement.



Atoms joined by two or more covalent bonds cannot rotate freely around the bond axis. This restriction is a major influence on the three-dimensional shape of many macromolecules.

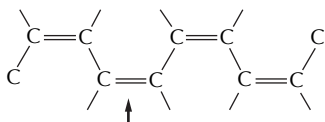
### HYDROCARBONS

Carbon and hydrogen combine together to make stable compounds (or chemical groups) called hydrocarbons. These are nonpolar, do not form hydrogen bonds, and are generally insoluble in water.

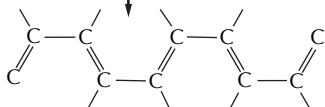


### ALTERNATING DOUBLE BONDS

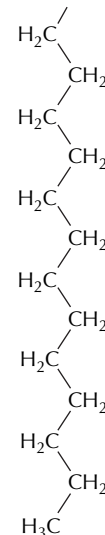
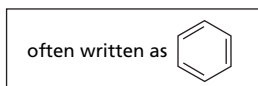
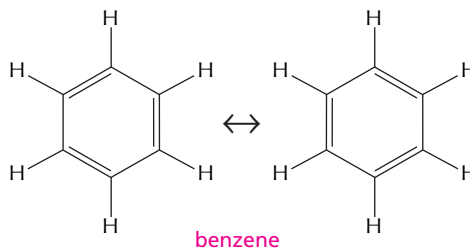
The carbon chain can include double bonds. If these are on alternate carbon atoms, the bonding electrons move within the molecule, stabilizing the structure by a phenomenon called resonance.



the truth is somewhere between these two structures



Alternating double bonds in a ring can generate a very stable structure.



part of the hydrocarbon "tail" of a fatty acid molecule

